




















Country Invitational Sponsored by Buckeye Run Mason

Race 10 - HS Boys Reserves Grades 9-10 - 5K

09/11/21 - 12:30pm

Team Results



| Place | Team | Score | Team Time | Runner Avg | Avg Mile | 5 Man Gap | Finish Order | Scoring Order |
|-------|--|-------|-----------|------------|----------|-----------|-----------------------------|----------------------------|
| 1 |  Mason | 26 | 1:30:30 | 18:06 | 5:50 | 1:04 | 1-3-5-6-11-12-16 | 1-3-5-6-11-12-16 |
| 2 |  Centerville | 55 | 1:32:32 | 18:31 | 5:58 | 1:01 | 4-8-9-15-19-21-35 | 4-8-9-15-19-21-28 |
| 3 |  St. Xavier | 61 | 1:33:14 | 18:39 | 6:01 | 0:38 | 7-10-13-14-17-26-27 | 7-10-13-14-17-23-24 |
| 4 |  Springboro | 117 | 1:35:52 | 19:11 | 6:11 | 0:43 | 18-20-22-34-38-49-59 | 18-20-22-27-30-38-42 |
| 5 |  Lak. West | 172 | 1:38:46 | 19:46 | 6:22 | 0:32 | 37-39-41-43-65-73-151 | 29-31-33-35-44-48-89 |
| 6 | Trinity (Louisville) | 181 | 1:38:05 | 19:37 | 6:19 | 2:38 | 2-40-68-75-76-91-105 | 2-32-46-50-51-57-66 |
| 7 |  Gah. Lincoln | 198 | 1:39:24 | 19:53 | 6:24 | 1:00 | 31-47-54-63-77-120-131 | 26-37-40-43-52-76-83 |
| 8 |  Loveland | 199 | 1:39:42 | 19:57 | 6:26 | 0:30 | 42-45-53-58-74-98-124 | 34-36-39-41-49-61-79 |
| 9 |  Fairmont | 282 | 1:42:43 | 20:33 | 6:37 | 2:00 | 30-79-102-103-119-178-183 | 25-53-64-65-75-96-98 |
| 10 |  Moeller | 319 | 1:44:12 | 20:51 | 6:43 | 1:36 | 67-82-100-107-152-166-215 | 45-54-62-68-90-95-103 |
| 11 |  Sycamore | 339 | 1:44:55 | 20:59 | 6:46 | 0:43 | 93-101-106-112-126-127-158 | 58-63-67-70-81-82-92 |
| 12 |  Walnut Hills | 367 | 1:45:57 | 21:12 | 6:50 | 0:20 | 108-113-115-116-125-136-149 | 69-71-73-74-80-85-87 |
| 13 |  Anderson | 371 | 1:46:29 | 21:18 | 6:52 | 2:09 | 84-96-114-132-198-257 | 55-60-72-84-100-105 |
| 14 |  Turpin | 378 | 1:46:26 | 21:18 | 6:52 | 1:42 | 72-95-150-153-160-165-308 | 47-59-88-91-93-94-113 |
| 15 |  Dub. Scioto | 394 | 1:47:08 | 21:26 | 6:54 | 1:43 | 90-121-123-142-180-205-208 | 56-77-78-86-97-101-102 |
| 16 |  Fairfield | 534 | 2:09:15 | 25:51 | 8:20 | 8:05 | 190-240-268-298-309-310-315 | 99-104-107-110-114-115-116 |
| 17 |  Princeton | 546 | 2:13:46 | 26:46 | 8:37 | 5:15 | 262-273-292-299-303 | 106-108-109-111-112 |
| DNP |  Batavia | | 1:39:25 | 24:52 | 8:00 | | 176-217-242-307 | 4 Runners |
| DNP | Mt. Vernon High School (Fortvill) | | 1:05:47 | 21:56 | 7:04 | | 99-186-197 | 3 Runners |
| DNP |  Ross | | 1:10:56 | 23:39 | 7:37 | | 200-225-269 | 3 Runners |
| DNP |  Colerain | | 1:20:28 | 26:50 | 8:38 | | 250-263-314 | 3 Runners |



Race 10 - HS Boys Reserves Grades 9-10 - 5K

09/11/21 - 12:30pm

Team Results

| Place | Team | Score | Team Time | Runner Avg | Avg Mile | 5 Man Gap | Finish Order | Scoring Order |
|-------|--|-------|-----------|------------|----------|-----------|--------------|---------------|
| DNP |  Miamisburg | | 40:03 | 20:02 | 6:27 | | 60-64 | 2 Runners |
| DNP |  Hamilton | | 51:08 | 25:34 | 8:14 | | 279-285 | 2 Runners |



Race 10 - HS Boys Reserves Grades 9-10 - 5K

09/11/21 - 12:30pm

Individual Results

| Place | Name | Grade | Team | Time | Points |
|-------|---------------------|-------|----------------------|---------|--------|
| 1 | Alex Carlin | 10 | Mason | 17:36.1 | 1 |
| 2 | Finn Thomas | 10 | Trinity (Louisville) | 17:38.6 | 2 |
| 3 | Alex Follmer | 10 | Mason | 17:52.2 | 3 |
| 4 | Owen Zeiser | 9 | Centerville | 17:52.6 | 4 |
| 5 | Max Greco | 9 | Mason | 18:07.8 | 5 |
| 6 | Will Buckalew | 9 | Mason | 18:13.7 | 6 |
| 7 | Scott Schwetschenau | 10 | St. Xavier | 18:14.6 | 7 |
| 8 | Camden Lee | 9 | Centerville | 18:27.1 | 8 |
| 9 | Jagger Noel | 9 | Centerville | 18:27.4 | 9 |
| 10 | Sam Zobrist | 10 | St. Xavier | 18:33.0 | 10 |
| 11 | Mitchell McMillen | 10 | Mason | 18:39.7 | 11 |
| 12 | Iago Vaz | 10 | Mason | 18:41.1 | 12 |
| 13 | Alex Bruns | 9 | St. Xavier | 18:46.2 | 13 |
| 14 | Owen Stuckman | 10 | St. Xavier | 18:47.0 | 14 |
| 15 | Hamilton Roebken | 10 | Centerville | 18:50.5 | 15 |
| 16 | Noah Kappen | 10 | Mason | 18:50.7 | 16 |
| 17 | Nathan Hartman | 10 | St. Xavier | 18:52.3 | 17 |
| 18 | Micah Brandon | 9 | Springboro | 18:53.4 | 18 |
| 19 | Mitchell Job | 9 | Centerville | 18:53.6 | 19 |
| 20 | Colton Miller | 9 | Springboro | 18:56.3 | 20 |
| 21 | Chase Chapman | 10 | Centerville | 18:56.7 | 21 |
| 22 | Gavin Hoadley | 10 | Springboro | 19:01.0 | 22 |
| 23 | Kameron Christy | 10 | Mason | 19:03.0 | |
| 24 | Suriya Vijayakumar | 9 | Mason | 19:03.7 | |
| 25 | Brandon Liao | 9 | Mason | 19:04.5 | |
| 26 | Jack Nesbit | 9 | St. Xavier | 19:06.2 | 23 |
| 27 | Jake Hertenstein | 10 | St. Xavier | 19:09.4 | 24 |
| 28 | Andrew Haddad | 10 | St. Xavier | 19:14.5 | |
| 29 | Luke Kleeman | 10 | St. Xavier | 19:14.8 | |
| 30 | Joseph Brandt | 9 | Fairmont | 19:15.4 | 25 |
| 31 | Grant Winger | 9 | Gah. Lincoln | 19:19.7 | 26 |
| 32 | Quinn Singer | 9 | St. Xavier | 19:19.9 | |
| 33 | Diego Boord | 9 | St. Xavier | 19:24.6 | |
| 34 | Zachary May | 10 | Springboro | 19:25.0 | 27 |
| 35 | Liam Sease | 9 | Centerville | 19:25.5 | 28 |
| 36 | Niall Connors | 10 | Mason | 19:33.1 | |
| 37 | Cole Shaffer | 9 | Lak. West | 19:33.2 | 29 |
| 38 | John Foley | 10 | Springboro | 19:36.0 | 30 |
| 39 | Connor Loyal | 9 | Lak. West | 19:36.3 | 31 |

| Place | Name | Grade | Team | Time | Points |
|-------|-----------------------|-------|----------------------|---------|--------|
| 40 | John Kelley | 10 | Trinity (Louisville) | 19:42.5 | 32 |
| 41 | Carter Mang | 9 | Lak. West | 19:44.3 | 33 |
| 42 | Carter Jerome | 12 | Loveland | 19:46.9 | 34 |
| 43 | Bryan Romak | 10 | Lak. West | 19:47.3 | 35 |
| 44 | Braxton Moore | 9 | Mason | 19:47.4 | |
| 45 | Wyatt Glassmeyer | 9 | Loveland | 19:47.8 | 36 |
| 46 | Will Johnson | 10 | Mason | 19:49.2 | |
| 47 | Eian Washington | 10 | Gah. Lincoln | 19:49.4 | 37 |
| 48 | Yosef Jaber | 10 | Mason | 19:49.9 | |
| 49 | Declan Rhoden | 9 | Springboro | 19:51.5 | 38 |
| 50 | Matt Waechter | 10 | Mason | 19:51.8 | |
| 51 | Drake Yarnal | 10 | Centerville | 19:53.2 | |
| 52 | Athan Mathes | 10 | Mason | 19:53.4 | |
| 53 | Marcel Mangan | 10 | Loveland | 19:53.6 | 39 |
| 54 | Andrew Dietrich | 9 | Gah. Lincoln | 19:53.9 | 40 |
| 55 | Austin Pees | 10 | Centerville | 19:54.2 | |
| 56 | Drew Gasson | 10 | Mason | 19:54.4 | |
| 57 | Lukas Dean | 9 | Centerville | 19:56.7 | |
| 58 | Sam Oughterson | 10 | Loveland | 19:57.4 | 41 |
| 59 | Nikola Balgac | 10 | Springboro | 19:58.0 | 42 |
| 60 | Judah Parker | 9 | Miamisburg | 19:59.5 | |
| 61 | Brayden Trosper | 9 | Centerville | 20:00.1 | |
| 62 | Owen Paul | 9 | St. Xavier | 20:01.3 | |
| 63 | Thomas Evilsizer | 10 | Gah. Lincoln | 20:01.5 | 43 |
| 64 | Kayden Thompson | 9 | Miamisburg | 20:03.1 | |
| 65 | James Gutman | 10 | Lak. West | 20:04.6 | 44 |
| 66 | Shashank Pagadakatalu | 10 | Mason | 20:07.0 | |
| 67 | Finn Taylor | 9 | Moeller | 20:09.4 | 45 |
| 68 | Eli McCoy | 9 | Trinity (Louisville) | 20:09.8 | 46 |
| 69 | Alex Zhang | 9 | Mason | 20:10.5 | |
| 70 | Charlie Abate | 9 | Centerville | 20:13.1 | |
| 71 | Dean Lutman | 10 | St. Xavier | 20:13.8 | |
| 72 | Charlie Clark | 10 | Turpin | 20:14.1 | 47 |
| 73 | Michael Schumacher | 9 | Lak. West | 20:14.7 | 48 |
| 74 | Alex Wolf | 12 | Loveland | 20:16.2 | 49 |
| 75 | Brayden Sills | 9 | Trinity (Louisville) | 20:16.6 | 50 |
| 76 | Ben Rutherford | 9 | Trinity (Louisville) | 20:16.6 | 51 |
| 77 | Reef Murray | 9 | Gah. Lincoln | 20:19.4 | 52 |



Race 10 - HS Boys Reserves Grades 9-10 - 5K

09/11/21 - 12:30pm

Individual Results

| Place | Name | Grade | Team | Time | Points |
|-------|--------------------|-------|-----------------------------------|---------|--------|
| 78 | Logan Carlisle | 10 | Springboro | 20:24.4 | |
| 79 | Matthew Powell | 10 | Fairmont | 20:25.5 | 53 |
| 80 | Auggie Florkowski | 9 | St. Xavier | 20:27.1 | |
| 81 | Shreyas Rao | 10 | Mason | 20:28.1 | |
| 82 | Owen Brennan | 10 | Moeller | 20:28.3 | 54 |
| 83 | Drew Baumgartner | 9 | Springboro | 20:28.6 | |
| 84 | Adam Gomaa | 10 | Anderson | 20:29.6 | 55 |
| 85 | Samuel Waldon | 10 | Mason | 20:30.4 | |
| 86 | Noah Townsend | 10 | Springboro | 20:32.2 | |
| 87 | Tyler Zevallos | 9 | St. Xavier | 20:32.6 | |
| 88 | Aiden Belanger | 10 | Springboro | 20:34.3 | |
| 89 | Eli Evans | 9 | St. Xavier | 20:34.4 | |
| 90 | Nathan Evans | 9 | Dub. Scioto | 20:34.7 | 56 |
| 91 | Henry Schreck | 10 | Trinity (Louisville) | 20:36.9 | 57 |
| 92 | Nicholas Pathak | 9 | Mason | 20:37.7 | |
| 93 | Joshua Koo | 10 | Sycamore | 20:38.6 | 58 |
| 94 | Thomas Hines | 10 | St. Xavier | 20:40.3 | |
| 95 | Dean Keller | 9 | Turpin | 20:41.4 | 59 |
| 96 | Benjamin Hartong | 9 | Anderson | 20:42.2 | 60 |
| 97 | Chris Millard | 9 | Mason | 20:46.6 | |
| 98 | Blake Caldwell | 10 | Loveland | 20:47.2 | 61 |
| 99 | Brayden Strantz | 9 | Mt. Vernon High School (Fortvill) | 20:47.5 | |
| 100 | Kyle Hughes | 10 | Moeller | 20:48.2 | 62 |
| 101 | Brock Giesenschlag | 10 | Sycamore | 20:49.8 | 63 |
| 102 | Ian Blakely | 9 | Fairmont | 20:53.6 | 64 |
| 103 | Caleb Savage | 12 | Fairmont | 20:53.8 | 65 |
| 104 | Alex Hartings | 10 | St. Xavier | 20:54.0 | |
| 105 | Simon Hildenbrand | 10 | Trinity (Louisville) | 20:56.6 | 66 |
| 106 | Daniel Cooper | 10 | Sycamore | 20:56.9 | 67 |
| 107 | Jacob Scott | 9 | Moeller | 21:01.0 | 68 |
| 108 | Jack Richey | 10 | Walnut Hills | 21:01.1 | 69 |
| 109 | Peyton Tindall | 10 | Trinity (Louisville) | 21:02.9 | |
| 110 | Jason Surd | 9 | Centerville | 21:06.6 | |
| 111 | Logan Nesbit | 10 | Springboro | 21:07.3 | |
| 112 | Jack Rinehart | 9 | Sycamore | 21:08.5 | 70 |
| 113 | Evan Myers | 9 | Walnut Hills | 21:08.7 | 71 |
| 114 | Ty Regan | 9 | Anderson | 21:10.8 | 72 |
| 115 | Edmund Gimbert | 9 | Walnut Hills | 21:12.6 | 73 |

| Place | Name | Grade | Team | Time | Points |
|-------|--------------------|-------|----------------------|---------|--------|
| 116 | Russell Corby | 10 | Walnut Hills | 21:13.5 | 74 |
| 117 | Dashal Smothers | 9 | Trinity (Louisville) | 21:13.8 | |
| 118 | Alex Weaver | 9 | Mason | 21:14.2 | |
| 119 | Luke Davidson | 9 | Fairmont | 21:14.5 | 75 |
| 120 | Reggie Kipke | 9 | Gah. Lincoln | 21:16.8 | 76 |
| 121 | Haruki Nakamura | 9 | Dub. Scioto | 21:17.8 | 77 |
| 122 | Alexander Seitz | 10 | Springboro | 21:18.7 | |
| 123 | Aiden Gies | 10 | Dub. Scioto | 21:18.9 | 78 |
| 124 | Carter Watt | 9 | Loveland | 21:19.2 | 79 |
| 125 | Alexander Montello | 9 | Walnut Hills | 21:20.6 | 80 |
| 126 | Jovan Fredy | 10 | Sycamore | 21:20.7 | 81 |
| 127 | Jason Hershenson | 9 | Sycamore | 21:21.7 | 82 |
| 128 | Ben McPeek | 10 | St. Xavier | 21:22.3 | |
| 129 | Maximus Elefson | 9 | Mason | 21:22.8 | |
| 130 | Carter Phillips | 9 | Mason | 21:23.6 | |
| 131 | Sam Murray | 9 | Gah. Lincoln | 21:26.8 | 83 |
| 132 | Michael Standage | 10 | Anderson | 21:27.4 | 84 |
| 133 | Nick Kroger | 9 | St. Xavier | 21:28.1 | |
| 134 | Andrew Little | 10 | Mason | 21:28.8 | |
| 135 | Sammy Villalva | 10 | Centerville | 21:28.8 | |
| 136 | Ian LeCates | 10 | Walnut Hills | 21:33.8 | 85 |
| 137 | Camden Goddard | 9 | Gah. Lincoln | 21:34.6 | |
| 138 | Marshall Tyler | 9 | Centerville | 21:34.6 | |
| 139 | Brayden Linz | 9 | St. Xavier | 21:36.3 | |
| 140 | Andrew Berkemeier | 10 | St. Xavier | 21:38.0 | |
| 141 | Braden Harness | 9 | Centerville | 21:38.2 | |
| 142 | Koshrio Yagi | 9 | Dub. Scioto | 21:38.8 | 86 |
| 143 | Grayson Fuson | 9 | Mason | 21:40.0 | |
| 144 | Nolan Connors | 9 | Mason | 21:40.1 | |
| 145 | Gabe Castellini | 9 | St. Xavier | 21:40.6 | |
| 146 | Nate Thiemann | 9 | St. Xavier | 21:40.9 | |
| 147 | James Johnson | 9 | Trinity (Louisville) | 21:41.0 | |
| 148 | Jack Frient | 10 | St. Xavier | 21:42.8 | |
| 149 | Nicholas Aiello | 9 | Walnut Hills | 21:43.4 | 87 |
| 150 | Jackson Galus | 9 | Turpin | 21:43.7 | 88 |
| 151 | Andrew Atwood | 9 | Lak. West | 21:43.7 | 89 |
| 152 | Jared Busam | 10 | Moeller | 21:45.1 | 90 |
| 153 | Benjamin Schneider | 10 | Turpin | 21:51.0 | 91 |
| 154 | Sean Koth | 9 | St. Xavier | 21:51.3 | |



Race 10 - HS Boys Reserves Grades 9-10 - 5K

09/11/21 - 12:30pm

Individual Results

| Place | Name | Grade | Team | Time | Points |
|-------|------------------|-------|----------------------------------|---------|--------|
| 155 | Gavin De Klerk | 10 | St. Xavier | 21:53.7 | |
| 156 | Liam Kreitzer | 9 | Mason | 21:53.9 | |
| 157 | Liam King | 10 | St. Xavier | 21:53.9 | |
| 158 | Brett Kramer | 9 | Sycamore | 21:54.6 | 92 |
| 159 | Gabe Katchman | 9 | Centerville | 21:54.7 | |
| 160 | Quinn Kueper | 9 | Turpin | 21:55.4 | 93 |
| 161 | Nathan Neumann | 10 | Springboro | 21:55.4 | |
| 162 | Drew Rongo | 9 | St. Xavier | 21:57.8 | |
| 163 | David Phalen | 9 | Walnut Hills | 22:00.4 | |
| 164 | John Eha | 11 | Loveland | 22:00.5 | |
| 165 | Aaron Randall | 9 | Turpin | 22:02.5 | 94 |
| 166 | Colin Evans | 10 | Moeller | 22:04.1 | 95 |
| 167 | Chandler Wright | 9 | Lak. West | 22:06.0 | |
| 168 | Ben Scobee | 9 | Trinity (Louisville) | 22:07.0 | |
| 169 | Connor Cochran | 9 | Gah. Lincoln | 22:07.1 | |
| 170 | Carson Hall | 10 | St. Xavier | 22:08.3 | |
| 171 | Henry Althoff | 9 | Walnut Hills | 22:08.7 | |
| 172 | Ryan Carothers | 9 | Trinity (Louisville) | 22:10.2 | |
| 173 | Michael Coomes | 10 | Trinity (Louisville) | 22:10.5 | |
| 174 | Breckin Arneson | 10 | Springboro | 22:12.0 | |
| 175 | Andrew Anglin | 10 | St. Xavier | 22:15.0 | |
| 176 | Bailey Meyer | 9 | Batavia | 22:16.1 | |
| 177 | Gabe Henderson | 10 | Trinity (Louisville) | 22:16.4 | |
| 178 | Liam Moore | 9 | Fairmont | 22:17.1 | 96 |
| 179 | Cory Trovillo | 10 | St. Xavier | 22:17.2 | |
| 180 | Johnny Timmons | 9 | Dub. Scioto | 22:17.3 | 97 |
| 181 | Rilon Craddock | 9 | Trinity (Louisville) | 22:17.9 | |
| 182 | Charlie Cathey | 9 | St. Xavier | 22:18.3 | |
| 183 | Jacob Zupanic | 10 | Fairmont | 22:19.0 | 98 |
| 184 | Carson Huxtable | 10 | Centerville | 22:20.0 | |
| 185 | Ben Doyle | 9 | Trinity (Louisville) | 22:20.5 | |
| 186 | Matthew Cousar | 9 | Mt. Vernon High School (Fortvill | 22:22.6 | |
| 187 | Daniel Coderre | 9 | Centerville | 22:23.1 | |
| 188 | Lakeland Spaeth | 9 | Walnut Hills | 22:25.2 | |
| 189 | Oliver Carter | 9 | Walnut Hills | 22:26.6 | |
| 190 | Nathan Graham | 10 | Fairfield | 22:31.2 | 99 |
| 191 | Aidan McFarren | 10 | Fairmont | 22:32.8 | |
| 192 | Sontino Williams | 10 | Gah. Lincoln | 22:33.3 | |

| Place | Name | Grade | Team | Time | Points |
|-------|-----------------------|-------|----------------------------------|---------|--------|
| 193 | Antonio Bryant | 10 | St. Xavier | 22:34.2 | |
| 194 | Max Stewart | 9 | St. Xavier | 22:34.7 | |
| 195 | Henry Cooper | 10 | Mason | 22:35.4 | |
| 196 | Charlie Sicking | 9 | St. Xavier | 22:35.9 | |
| 197 | Derik Mareno-Fierro | 9 | Mt. Vernon High School (Fortvill | 22:36.8 | |
| 198 | Gabe Palumbo | 10 | Anderson | 22:38.3 | 100 |
| 199 | Ben Couch | 10 | Gah. Lincoln | 22:42.4 | |
| 200 | AJ McEldowney | 1 | Ross | 22:43.3 | |
| 201 | Ben Berkshire | 9 | Centerville | 22:43.6 | |
| 202 | Deven Boyle | 9 | Springboro | 22:44.1 | |
| 203 | Aditya Bhosale | 10 | Mason | 22:44.2 | |
| 204 | Mason Fry | 9 | Gah. Lincoln | 22:46.9 | |
| 205 | Evan Brown | 10 | Dub. Scioto | 22:47.5 | 101 |
| 206 | Xander Lumb | 12 | Sycamore | 22:49.4 | |
| 207 | Josh Delahanty | 9 | Trinity (Louisville) | 22:49.6 | |
| 208 | Mckinley Norman | 9 | Dub. Scioto | 22:49.9 | 102 |
| 209 | Jake Dougherty | 9 | St. Xavier | 22:50.1 | |
| 210 | Gavin Amshoff | 10 | Mason | 22:52.7 | |
| 211 | Adam Keegan | 9 | Walnut Hills | 22:53.0 | |
| 212 | Jacob Brannock | 10 | St. Xavier | 22:53.9 | |
| 213 | Adam Hartt | 9 | Fairmont | 22:57.4 | |
| 214 | Samuel Wojcik | 10 | Lak. West | 22:59.9 | |
| 215 | Sean Burcham | 10 | Moeller | 23:02.4 | 103 |
| 216 | Sam DeVlyder | 9 | St. Xavier | 23:02.5 | |
| 217 | Matt Elig | 9 | Batavia | 23:04.3 | |
| 218 | Luke Mays | 9 | Centerville | 23:05.8 | |
| 219 | Lukas Kriz | 9 | St. Xavier | 23:07.9 | |
| 220 | William Beert-Nordeen | 10 | Centerville | 23:08.1 | |
| 221 | Blaze Scalfaro | 9 | Mason | 23:08.2 | |
| 222 | Garrett Craig | 9 | Loveland | 23:10.7 | |
| 223 | Parker Cote | 9 | Mason | 23:11.0 | |
| 224 | Luke O'Connor | 10 | Lak. West | 23:13.4 | |
| 225 | Eli Kaufman | 1 | Ross | 23:17.3 | |
| 226 | Xander Combs | 10 | Centerville | 23:18.1 | |
| 227 | Jake McCuen | 9 | Dub. Scioto | 23:18.8 | |
| 228 | Zach Brown | 10 | Trinity (Louisville) | 23:23.8 | |
| 229 | Colin Mackey | 9 | St. Xavier | 23:26.4 | |
| 230 | Mason Stump | 9 | Mason | 23:27.6 | |



Race 10 - HS Boys Reserves Grades 9-10 - 5K

09/11/21 - 12:30pm

Individual Results

| Place | Name | Grade | Team | Time | Points |
|-------|----------------------|-------|--------------|---------|--------|
| 231 | Doug Hullinger | 9 | Fairmont | 23:30.2 | |
| 232 | Gavin McCracken | 9 | Walnut Hills | 23:31.4 | |
| 233 | Erich Biermann | 9 | Centerville | 23:33.6 | |
| 234 | Seth Luebke | 10 | Walnut Hills | 23:34.9 | |
| 235 | Rafe Kiley | 9 | St. Xavier | 23:35.2 | |
| 236 | Zareh Bernal-Gardner | 10 | St. Xavier | 23:37.9 | |
| 237 | Ian O'Brien | 9 | Centerville | 23:39.6 | |
| 238 | Craig Dwyer | 9 | St. Xavier | 23:41.3 | |
| 239 | Sam Jacob | 10 | Centerville | 23:41.8 | |
| 240 | Jeffrey Sharpshair | 9 | Fairfield | 23:42.0 | 104 |
| 241 | Sergio Garcia | 9 | Sycamore | 23:43.6 | |
| 242 | Collin Hunsicker | 10 | Batavia | 23:45.6 | |
| 243 | Ridwan Aliawl | 9 | Gah. Lincoln | 23:52.9 | |
| 244 | Nick Wilking | 9 | St. Xavier | 23:53.1 | |
| 245 | Jace Hoskins | 9 | Springboro | 23:57.7 | |
| 246 | Huzefa Sadiq | 10 | Centerville | 23:58.0 | |
| 247 | Simon Mcgregor | 9 | Gah. Lincoln | 23:58.4 | |
| 248 | Lucas Boger | 9 | Lak. West | 24:04.0 | |
| 249 | Logan Doerner | 9 | Lak. West | 24:05.9 | |
| 250 | Joe Benson | 10 | Colerain | 24:07.0 | |
| 251 | Max Milbourn | 9 | Moeller | 24:07.8 | |
| 252 | Brody Rodencal | 9 | Mason | 24:08.5 | |
| 253 | Connor Luke | 9 | Fairmont | 24:09.9 | |
| 254 | Bennett Havens | 9 | St. Xavier | 24:10.4 | |
| 255 | Jeremy Muglia | 10 | Mason | 24:13.5 | |
| 256 | Liam Fielden | 9 | Mason | 24:14.4 | |
| 257 | William Mahan | 10 | Anderson | 24:15.6 | 105 |
| 258 | Dylan Vergidis | 9 | Lak. West | 24:16.2 | |
| 259 | Nick Sunderman | 9 | St. Xavier | 24:17.0 | |
| 260 | Goutham Dabas | 9 | Mason | 24:19.5 | |
| 261 | Jack Otten | 9 | Fairmont | 24:20.1 | |
| 262 | David Rowland | 9 | Princeton | 24:23.1 | 106 |
| 263 | Luke Gregory | 10 | Colerain | 24:32.3 | |
| 264 | Jason Cooley | 10 | Lak. West | 24:38.4 | |
| 265 | Spencer Hutchison | 9 | Lak. West | 24:39.1 | |
| 266 | Noah Schlaudecker | 9 | Walnut Hills | 24:40.1 | |
| 267 | Brendan Lamb | 9 | Fairmont | 24:40.4 | |
| 268 | Conner Snyder | 9 | Fairfield | 24:51.6 | 107 |
| 269 | Landen Breeden | 1 | Ross | 24:54.9 | |

| Place | Name | Grade | Team | Time | Points |
|-------|---------------------|-------|----------------------|---------|--------|
| 270 | Garrett Keller | 9 | Moeller | 25:00.7 | |
| 271 | Luca Postolache | 10 | Gah. Lincoln | 25:00.8 | |
| 272 | Abram Bisignano | 9 | Gah. Lincoln | 25:09.0 | |
| 273 | Donovan Kemp | 11 | Princeton | 25:09.7 | 108 |
| 274 | Evan Brown | 9 | St. Xavier | 25:10.1 | |
| 275 | Sean Crapsey | 9 | St. Xavier | 25:11.1 | |
| 276 | Jacob Reid | 10 | Centerville | 25:11.7 | |
| 277 | Keating Sharp | 9 | Moeller | 25:12.5 | |
| 278 | Kadin Taylor | 10 | Gah. Lincoln | 25:18.3 | |
| 279 | Logan Patterson | 9 | Hamilton | 25:20.5 | |
| 280 | Noah Edwards | 9 | St. Xavier | 25:21.7 | |
| 281 | Noah Wesley | 9 | Walnut Hills | 25:22.6 | |
| 282 | Cameron Krause | 9 | Springboro | 25:42.2 | |
| 283 | Grayson Roberts | 10 | Trinity (Louisville) | 25:45.6 | |
| 284 | Swapnil Mojumder | 8 | Springboro | 25:47.3 | |
| 285 | Nick Martin | 9 | Hamilton | 25:47.3 | |
| 286 | Daniel Fehringer | 9 | Springboro | 25:47.8 | |
| 287 | Thomas Fulton | 8 | Springboro | 25:49.4 | |
| 288 | Parker Willig | 9 | Moeller | 25:59.6 | |
| 289 | Andrew Stockhart | 10 | Sycamore | 26:00.0 | |
| 290 | Abraham Hagood | 9 | Walnut Hills | 26:25.5 | |
| 291 | John Householder-W | 10 | Gah. Lincoln | 26:31.9 | |
| 292 | Aidan Wells | 9 | Princeton | 26:35.6 | 109 |
| 293 | Luke Jump | 9 | Walnut Hills | 26:41.7 | |
| 294 | Luke Lee | 9 | Centerville | 26:52.2 | |
| 295 | Lewis Cooney | 9 | Walnut Hills | 26:58.3 | |
| 296 | Logan Sydenstricker | 9 | Trinity (Louisville) | 27:15.7 | |
| 297 | Jonathan Wagers | 10 | Springboro | 27:32.2 | |
| 298 | Elijah Thompson | 9 | Fairfield | 27:34.0 | 110 |
| 299 | Nigel Adjei-Mensah | 10 | Princeton | 27:59.3 | 111 |
| 300 | Jack Fagerland | 9 | Loveland | 28:07.7 | |
| 301 | Will Ready | 9 | Trinity (Louisville) | 28:17.3 | |
| 302 | Hayden Geiger | 9 | Springboro | 29:27.3 | |
| 303 | JOE HUGHES | 9 | Princeton | 29:38.1 | 112 |
| 304 | Lyle Goodwin | 10 | Trinity (Louisville) | 29:48.0 | |
| 305 | Tyler Jordan | 9 | Loveland | 29:48.3 | |
| 306 | Aidan Deese | 9 | Moeller | 29:55.0 | |
| 307 | Lucas Filla | 10 | Batavia | 30:18.1 | |
| 308 | Ian Todd | 9 | Turpin | 30:22.7 | 113 |



Race 10 - HS Boys Reserves Grades 9-10 - 5K

09/11/21 - 12:30pm

Individual Results

| Place | Name | Grade | Team | Time | Points |
|-------|-----------------|-------|--------------|---------|--------|
| 309 | Brady Lee | 10 | Fairfield | 30:35.4 | 114 |
| 310 | Joey Herrmann | 10 | Fairfield | 30:58.3 | 115 |
| 311 | Wyatt Lawson | 10 | Gah. Lincoln | 31:20.7 | |
| 312 | Samuel Coman | 10 | Gah. Lincoln | 31:20.9 | |
| 313 | Jordan Erickson | 9 | Dub. Scioto | 31:38.3 | |
| 314 | Dylan Fout | 9 | Colerain | 31:47.9 | |
| 315 | Brad Sharpshair | 9 | Fairfield | 32:15.6 | 116 |

